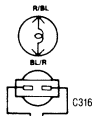


PANEL MOUNTED
COURTESY LAMP
(FOOT LAMP)
RH



BL/R
RBL

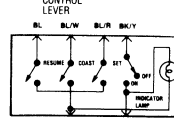
C316

HAZARD
FLASHER
SWITCH



C252

SPEED
CONTROL
LEVER



C269

ILLUM
LAMP

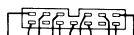
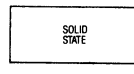


STOP SWITCH
(SPEED CONTROL)



C270

SPEED
CONTROL
AMPLIFIER

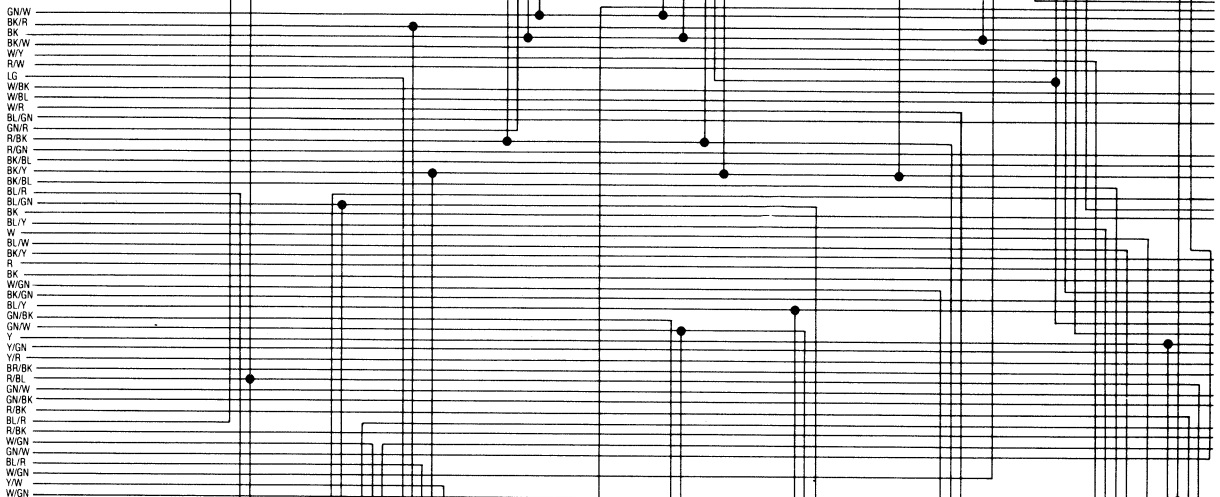


C268

STOP LAMP
SWITCH

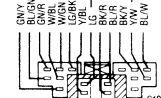


C256



BL/R
RBL

C315



C109

ZONE F-96
REAR OF ECA
UNDER CENTER
CONSOLE



C110

ZONE F-97
REAR OF ECA
UNDER CENTER
CONSOLE



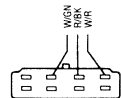
C259

A/C RELAY
NO. 1



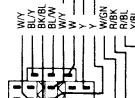
C260

A/C RELAY
NO. 2



C203

ZONE F-346
AT JOINT BOX



C221

ZONE F-296
BELOW JOINT
BOX NEAR LH
INTERIOR
KICK PANEL